

AQURADO®
MODULARES ORDNUNGSSYSTEM

This storage system satisfies the highest requirements




- stackable
- flexible
- clearly arranged

A whole range of different system boxes for a customised storage system. This means: No waste of space due to unnecessary shelves and quick access to tools, in accordance with your working routines.

Thanks to the napped base plate, each box stays in its place, even during transport. The

system boxes can easily be stacked, dependent on the drawer height.

Customise AQURADO® according to your wishes - our field sales force will assist you.



84131

Uni-Boxes

AQURADO®
MODULARES ORDNUNGSSYSTEM

Type

ABS-plastics, black.
Simple box for receiving different parts.

84131 212-214

Type

With holes for mounting the dividers (not included, see cat.-no. 84137.)


Note:

Also available as ESD-boxes.

External dimensions W x D x H mm	internal dimensions W x D x H mm	max. number of compartment dividers	84131	...
48 x 96 x 24	37 x 85 x 18	-	101	
96 x 96 x 24	85 x 85 x 18	-	102	
96 x 144 x 24	85 x 133 x 18	-	103	
72 x 192 x 24	61 x 181 x 18	-	106	
96 x 192 x 24	85 x 181 x 18	-	104	
96 x 288 x 24	85 x 277 x 18	-	105	
96 x 96 x 48	85 x 85 x 42	-	201	
96 x 144 x 48	85 x 133 x 42	-	202	
72 x 192 x 48	61 x 181 x 42	-	211	
96 x 192 x 48	85 x 181 x 42	-	203	
96 x 240 x 48	85 x 229 x 42	-	204	
96 x 288 x 48	85 x 277 x 42	-	205	
96 x 336 x 48	85 x 325 x 42	-	206	
144 x 144 x 48	133 x 133 x 42	-	207	
144 x 192 x 48	133 x 181 x 42	-	208	
144 x 384 x 48	133 x 373 x 42	-	209	
240 x 336 x 48	229 x 325 x 42	-	210	
144 x 144 x 48	133 x 133 x 42	5	212	
144 x 192 x 48	133 x 181 x 42	7	213	
144 x 384 x 48	133 x 373 x 42	15	214	

84131 101-106

84131 201-211



84137

Dividers

AQURADO®
MODULARES ORDNUNGSSYSTEM

Type

transparent.


Application

For Uni boxes cat.-no. 84131 212-214.

Height mm	84137	...
60	101	
100	102	

84137 101

84137 102



84132

MULTI-BOX

AQURADO®
MODULARES ORDNUNGSSYSTEM

Type

ABS-plastics, black.
Box with separate trays.


Application

For mounting several parts without mix-up.

External dimensions W x D x H mm	Dimensions per tray mm	number of trays	84132	...
96 x 192 x 24	24 x 181 x 18	3	101	
96 x 288 x 24	40 x 277 x 18	2	102	
144 x 192 x 24	133 x 22 x 18	8	103	

84132 101

84132 102



• AQURADO storage system

84133

VARIO-BOX

AQURADO[®]
MODULARES ORDNUNGSSYSTEM

Type


ABS-plastics, black.

End pieces for length customisation.


84133 101




84133 107




84133 104



84133 103




84133 102



84133 105



84133 106



84133 108



External dimensions W x D x H mm	number of trays	tray width mm	84133 ...
73 x 48 x 24	1	37	101
72 x 92 x 24	1	81	107
96 x 96 x 24	2	40	104
96 x 96 x 24	3	24	103
96 x 96 x 24	1	85	102
48 x 192 x 24	8	22	105
73 x 192 x 24	8	22	106
72 x 92 x 48	1	81	108

84134

SPECIAL-BOX


AQURADO[®]
MODULARES ORDNUNGSSYSTEM

Type


ABS-plastics, black.

With pre-manufactured tool mounts.


84134 101




84134 102




84134 201




84134 204




84134 208



84134 209



84134 210



84134 211



	External dimensions W x D x H mm	number of	84134 ...
Allen key box, size 1,5 - 10	96 x 288 x 24	9	101
Box for slide callipers	96 x 288 x 24	1	102
Twist drill box, 1,0 - 6,0/ 0,1 incr.	144 x 144 x 48	51	201
Twist drill box, 6,1 - 10,0/ 0,1 incr.	144 x 192 x 48	48	202
Collet box for ER 16	96 x 144 x 48	10	203
Collet box for ER 25	96 x 288 x 48	16	204
Collet box for ER 32	96 x 288 x 48	12	205
Collet box for ER 40	96 x 336 x 48	13	207
Open-end/combination wrench box	240 x 336 x 48	12	208
Box for double-ended ring wrenches	240 x 336 x 48	8	209
Box for screwdrivers	144 x 384 x 48	6	210
Socket wrench box 1/2 inch, size 10 - 32	144 x 384 x 48	22	211

84135

Base Plates

AQURADO[®]
MODULARES ORDNUNGSSYSTEM

Type

ABS-plastics, black.


Base plate for the fixation of the separate elements, cut to use.

Note:

Also available as ESD-boxes.

Suitable assembly kit see cat.-no. 84136 109.

84135



Size mm	84135 ...
430 x 600	099
455 x 528	100
528 x 624	101
600 x 600	102
720 x 525	103
1056 x 624	104

84136

Accessories for AQURADO® Storage Systems

AQURADO®
MODULARES ORDNUNGSSYSTEM

84136 109

Assembly kit for the fixation of the base plate, cut to use.

Consists of:

4 sticking pads, 2 cutting and sticking aids, 1 universal knife, assembly instructions.

Size mm	84136	...
-		109
48 x 15		110
48 x 15		111

84136 110-111

Labelling Tabs


Simple stick them in, the boxes still can be stacked. Colour light grey.

84136 110

Labelling tab, horizontal.

84136 111

Labelling tab, vertical.



84138

Drawer Assortments

AQURADO®
MODULARES ORDNUNGSSYSTEM

84138 101

16-part, fits tool cabinets cat.-no. 82335.

84138 102

15-part, fits tool cabinets cat.-no. 84300.

84138 103

21-part, fits tool cabinets cat.-no. 84320.

84138 101	16-part set, consists of:	
▶ 1 x base plate	455 x 525 mm	(cat.-no. 84135 100)
▶ 2 x Uni boxes	96 x 192 x 48 mm	(cat.-no. 84131 203)
▶ 2 x Uni boxes	96 x 240 x 48 mm	(cat.-no. 84131 204)
▶ 4 x Uni boxes	96 x 96 x 48 mm	(cat.-no. 84131 201)
▶ 3 x Uni boxes	48 x 96 x 24 mm	(cat.-no. 84131 101)
▶ 1 x Uni box	144 x 192 x 26 mm	(cat.-no. 84132 103)
▶ 2 x Vario boxes	96 x 96 x 24 mm	(cat.-no. 84133 103)
▶ 2 x Vario boxes	96 x 96 x 24 mm	(cat.-no. 84133 104)

84138 102	15-part set, consists of:	
▶ 1 x base plate	430 x 600 mm	(cat.-no. 84135 099)
▶ 2 x Uni boxes	96 x 288 x 48 mm	(cat.-no. 84131 205)
▶ 2 x Uni boxes	96 x 144 x 48 mm	(cat.-no. 84131 202)
▶ 4 x Uni boxes	96 x 96 x 48 mm	(cat.-no. 84131 201)
▶ 2 x Uni boxes	96 x 240 x 48 mm	(cat.-no. 84131 204)
▶ 1 x Uni box	144 x 192 x 24 mm	(cat.-no. 84132 103)
▶ 2 x Vario boxes	96 x 96 x 24 mm	(cat.-no. 84133 103)
▶ 2 x Vario boxes	96 x 96 x 24 mm	(cat.-no. 84133 104)

84138 103	21-part set, consists of:	
▶ 1 x base plate	600 x 600 mm	(cat.-no. 84135 102)
▶ 6 x Uni boxes	96 x 336 x 48 mm	(cat.-no. 84131 206)
▶ 3 x Uni boxes	96 x 122 x 48 mm	(cat.-no. 84131 203)
▶ 6 x Uni boxes	96 x 96 x 24 mm	(cat.-no. 84131 201)
▶ 6 x Uni boxes	48 x 96 x 24 mm	(cat.-no. 84131 101)

	84138	...
16-part		101
15-part		102
21-part		103

84138 101



84138 102



84138 103




AQURADO® It is so easy to get a good look at the contents

MODULARES ORDNUNGSSYSTEM

AQURADO®
MODULARES ORDNUNGSSYSTEM

Nap matting for the perfect fixation of the modules and for protecting the contents. Can be cut to ANY drawer size!

cut it



break it



glue it



fill it with modules



• Service Box • Tool cabinets with drawers

84200

HHW Service Box

Your advantage - Our service

- Reduction of activity cost
- No superfluous paperwork and effort for recurring orders.
- Saving time
- All the handling necessary is done by the **HHW** field sales force
- Reduction in cost
- Reduction of fixed capital – no redundant stock-keeping
- Fixed prices
- Market-oriented prices, guaranteed for a given time
- No additional cost
- All **HHW** services included
- No zero stock balance
- Your best products are always available thanks to repeated checks
- Automatic refill
- The **HHW** sales force will refill your system in agreed-upon time frames
- Determination of the tools to be stored
- Creation of a range in accordance with your customers
- Determination of quantities to be stored
- Definition of the materials necessary
- Contract design
- Determination of visit and refill cycles
- Start-up of the **HHW** Service Box




Type

Assembly with ball-bearing mounted full-extension drawers.

Finish:

Housing RAL 7035, powder-coated. Drawers RAL 5012 light blue, RAL 6011 reseda green or RAL 3020 traffic red.



84200 101



84200 201



84200 301



	RAL 7035/5012		RAL 7035/6011		RAL 7035/3020	
Dimensions	84200	...	84200	...	84200	...
H x W x D mm						
470 x 535 x 600	101		201		301	

► TSM - Tool-Server-Modular



The tool-distribution machine facilitates much more efficient and lean tool management.

The costs of allocation, management, and use of tools and small parts will be significantly reduced thanks to our tool storage system.

The competition in the manufacturing industry entails an increased cost pressure and forces the companies to look into an optimisation of their production processes.

Only if you are a company which professionally deals with all its assets, can you guarantee a smooth and therefore efficient production flow.

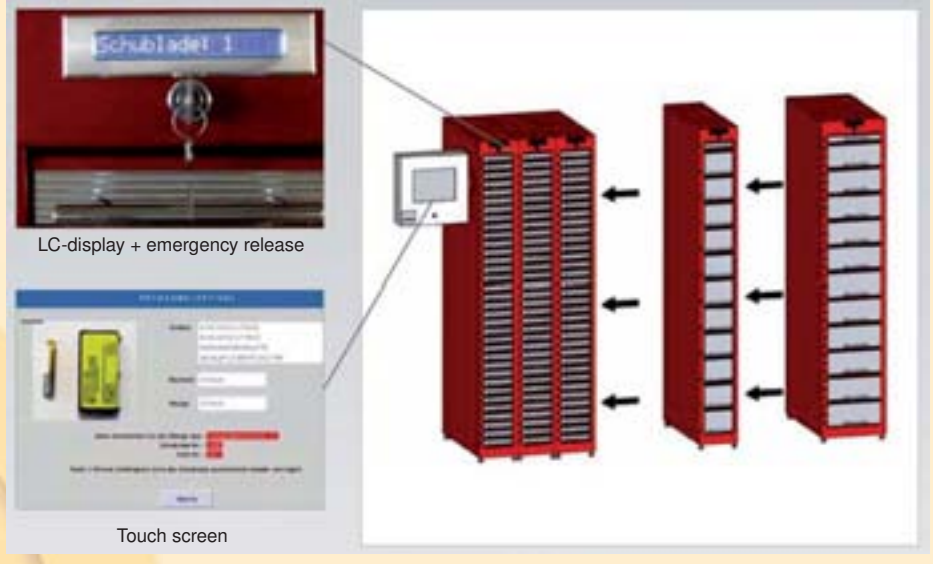
Our fully automated tool room counters will help you to achieve a professional tool management.



TSM Tool-Server-Modular

Your advantages:

- secure allocation of tools
- distribution only to entitled employees
- reduction of workforce cost
- 24 hour access
- no more tool storage off the books
- diverse statistical functions



84250


HHW Standard Tool Cabinets, Width 705 mm




Type

- All drawers with precision ball bearing guidance. Extreme extension (approx. 95 %), therefore optimal access and overview.
- The rails are flush with the housing. No protruding edges and corners.
- Aluminium rails with transparent cover and white paper strips, lateral protection caps.
- drawers 80 kg load capacity, centralised locking, 2 keys, with drawer lock (only one drawer can be opened at any one time).

With 7 drawers



With 9 drawers



► Dimensions of cabinet H x W x D:	1019 x 705 x 736 mm		
► Internal drawer dimensions:	600 x 600 mm		
► Finish:	powder-coated		
► Housing:	RAL 7035 light grey		
► Drawers:	RAL 5012 light blue or RAL 6011 reseda green		

	RAL 7035/5012		RAL 7035/6011	
Tool cabinet with	84250	...	84250	...
7 drawers	501		301	
9 drawers	502		302	

84255 - 84256

Drawer fitting assortments for cat.-no. 84250

84255

For cat.-no. 84250 301 + 501

consists of:

1 ea. set type 130, 134, 135, 139 and 2 sets type 144.

Typ 130



Typ 134



Type 135



Type 138



84256

For cat.-no. 84250 302 + 502


consists of:

1 ea. set type 130, 140 and 2 sets type 138, 143 and 144.

Typ 139



Typ 140



Typ 143



Typ 144



	84255	...	84256	...
		101		101



► Standard Tool Cabinets Series 50/70/100

Tool cabinets	series 50	see cat.-no. 84300 - 84310
Tool cabinets	series 70	see cat.-no. 84320 - 84330
Tool cabinets	series 100	see cat.-no. 84340 - 84350



For a space-saving, clearly arranged and safe storage of various tools.
Building block system, from tool cabinets through to complete tool room counters.

Cabinet housing made of high-quality thin sheet metal, robust and precise workmanship, special profile reinforcements assure the necessary stability. **Standard equipment with centralised locking and drawer lock (only one drawer can be opened at any one time).**

Cabinet frame closed and very stable.	
Cabinet frame (inside):	1,75 mm sheet steel,
Drawer frame :	1,25 mm sheet steel,
Z-slide:	4,00 mm sheet steel,
Ball bearings:	tested with approx. 55 000 retractions.

Drawers available with each 5 sizes of useful heights and 10 sizes of front heights. Many combinations possible. The drawers are provided with slotted strips at front, rear and side for mounting the different fittings for. All drawer floors are completely perforated.

Available cabinet sizes: 5 units high,
3 units wide.

Drawer load capacity either 80 or 200 kg, each with full extension.

Aluminium rails with transparent cover and white paper strips. Lateral protection caps prevent injury. The cabinets can be stacked to certain heights. When arranged in a row, they are connected by side bolts. Inside, the drawer runners are fitted into spot-welded runner beads. The rails are flush with the housing.

Standard finish:

Housing RAL7035 light grey,
 drawers RAL 5012 light blue,
 powder-coated.

Further finishes see colour chart, without additional cost.



Note:

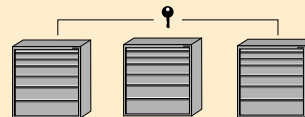
Cabinet Types

The following pages are showing -ready-to-use- cabinet types, which are in most common use throughout workshops and warehouses. The tool cabinets can be individually configured, as well. When doing this, it has to be ensured that the sum of all drawer front heights is the same as the useable height of the cabinet.

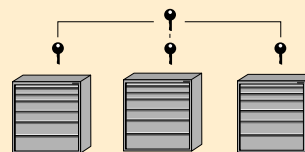
Locking systems of the HHW Tool Cabinets



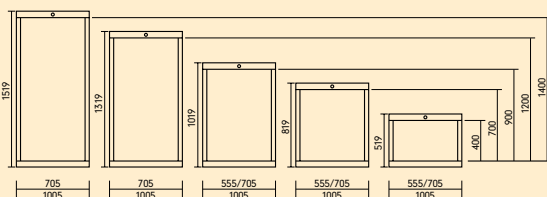
Regular locking system, is standard. The locks have different keys. With each key only one tool cabinet can be opened.



Family locks, without additional cost. All locks have the same key. Each key can open several tool cabinets (please specify in your purchase order).



Main locking system, at extra charge. The locks have different keys. With each key only one tool cabinet can be opened. With one master key, all drawer units can be opened.



Available colours:
RAL-colours:

RAL 6011 reseda green	RAL 5013 cobalt blue	RAL 7035 light grey	RAL 9005 black	RAL 5015 sky blue	RAL 5012 light blue	RAL 3003 rubin red	RAL 3020 traffic red	RAL 7040 window grey



84300

Standard Tool Cabinets Series 50/555



Type

Width: 555 mm.

Application

Smallest width unit of the system range, ideal as **machine cabinet**, enabling compact storage of a sufficient number of tools within easy reach of the workplace.

Standard finish:

Housing RAL 7035 light grey, side panel RAL 5012 light blue. Further finishes in RAL 3003, 3020, 5013, 5015, 9005 and 7040 without additional cost (not in stock).

Colour table see page 84.6

Note:

Housing and drawers for individual configurations see cat.-no. 84400 - 84405.



Drawers dimensions

▶ Front height	mm	50	75	100	125	150	175	200
▶ Useable height	mm	30	55	80	105	130	150	180
▶ Unit height	mm	30	55	80	80	130	130	180

- ▶ **Cabinet external dimensions:** 555 mm wide, 736 mm deep, 519, 819, or 1019 mm high.
- ▶ **Internal dimensions of the drawers:** 450 mm wide, 600 mm deep.
- ▶ **Accessories:**
 - Cover plate cat.-no. 84370 101,
 - Flanged edge cat.-no. 84373 601,
 - Corrugated rubber covering cat.-no. 84376 101 and
 - pallet truck base plinth cat.-no. 84379 601
 - at additional cost.

Standard tool cabinets of series 50 of most common drawer configurations:



4 drawers V 80
Type 508/4

5 drawers V 80
Type 508/5

7 drawers V 80
Type 508/7

5 drawers V 80
Type 510/5

6 drawers V 80
Type 510/6

7 drawers V 80
Type 510/7

8 drawers V 80
Type 510/8

9 drawers V 80
Type 510/9

Drawers:
slide easily and smoothly.
 V 80 = 95 % extension, 80 kg load capacity, roller guiding, ball-bearing mounted (200 kg load capacity available on request).

Note:
 All load capacity specifications at equal distribution.

Type	number of drawers	RAL 7035/5012		RAL 7035/6011	
		84300	...	84300	...
508/4	4 x V 80	501		601	
508/5	5 x V 80	502		602	
508/7	7 x V 80	503		603	
510/5	5 x V 80	504		604	
510/6	6 x V 80	505		605	
510/7	7 x V 80	506		606	
510/8	8 x V 80	507		607	
510/9	9 x V 80	508		608	



• Tool cabinets with drawers

84305 - 84310

Drawer Fitting Assortments (Proposals) Series 50

Application

For cabinets width 555 mm.

Note:

Single drawer fittings see cat.-no. 84450-84476.

MP = tray plate,
Stw = tray divider,
KTK = compartment for small parts,
MF = compartment rail,
TW = compartment divider.



84305

Model 501
1 x rubber covering 450 x 600 mm



84306

Model 502
8 x MP with 4 trays, 4 x MP with 3 trays,
20 x STW for 4 trays, 40 x STW for 3 trays



84307

Model 504
6 x KTK 150 x 150 x 65 mm, 6 x KTK 75 x 150 x 65 mm, 12 x KTK 75 x 75 x 65 mm



84308

Model 505
4 x MF 600 mm, 5 x TW 50 mm, 16 x TW 100 mm



84309

Model 506
3 x MF 600 mm, 5 x TW 75 mm, 5 x TW 150 mm



84310

Model 507
2 x MF 600 mm, 6 x TW 150 mm

Model	501	502	504	505	506	507
for front height mm	84305 ...	84306 ...	84307 ...	84308 ...	84309 ...	84310 ...
50		201		101	101	101
75				102	102	102
100 and 125			103	103	103	103
150 and 175						104
200						105
all front heights	201					

84320

Standard Tool Cabinets Series 70/705



HHW

Type

Width: 705 mm.

Application

Conventional width, as part of tool room counters for central tool and material storage or as machine cabinet for local storage.

Standard finish:

Housing RAL 7035 light grey, side panel RAL 5012 light blue. Further finishes in RAL 3003, 3020, 5013, 5015, 9005 and 7040 without additional cost (not in stock).

Colour table see page 84.6

Note:


Housing and drawers for individual configurations see cat.-no. 84410 - 84418.



- ▶ **Cabinet external dimensions:** 705 mm wide, 736 mm deep, 519, 819, 1019, 1319, or 1519 mm high.
- ▶ **Internal dimensions of the drawers:** 600 mm wide, 600 mm deep.
- ▶ **Accessories:**
 - Cover plate cat.-no. 84370 102,
 - Flanged edge cat.-no. 84373 602,
 - Corrugated rubber covering cat.-no. 84376 102 and
 - pallet truck base plinth cat.-no. 84379 602
 - at extra charge.

Drawers: slide easily and smoothly.
Load capacity 80 - 200 kg.

Note:
All load capacity specifications at equal distribution.



Drawers dimensions

▶ Front height	mm	50	75	100	125	150	175	200
▶ Useable height	mm	30	55	80	105	130	150	180
▶ Unit height	mm	30	55	80	80	130	130	180

Standard tool cabinets of series 70 of most common drawer configurations.



Type	number of drawers	RAL 7035/5012		RAL 7035/6011		Type	number of drawers	RAL 7035/5012		RAL 7035/6011	
		84320	...	84320	...			84320	...	84320	...
708/5	5 x V 80		501		601	710/11	11 x V 80		509		609
708/7	7 x V 80		502		602	710/12	12 x V 80		510		610
710/5	5 x V 80		503		603	713/9	9 x V 80		511		611
710/6	6 x V 80		504		604	713/10	10 x V 80		512		612
710/7	7 x V 80		505		605	713/12	12 x V 80		513		613
710/8	8 x V 80		506		606	715/11	11 x V 80		514		614
710/9	9 x V 80		507		607	715/12	12 x V 80		515		615
710/10	10 x V 80		508		608						



• Tool cabinets with drawers

84325 - 84330

Drawer Divider Assortments Series 70 and 140

Application

For cabinets width 705 mm.

Note:


Single drawer fittings see cat.-no. 84450 - 84476.

MP = tray plate,
Stw = tray divider,
KTK = compartment for small parts,
MF = compartment rail,
TW = compartment divider.



84325

Model 701
1 x rubber covering 600 x 600 mm



84326

Model 702
4 x MP with 4 trays, 20 x Stw. for 4 trays,
8 x MP with 3 trays, 30 x Stw. for 3 trays,
4 x MP with 2 trays, 10 x Stw. for 2 trays



84327

Model 704
8 x KTK 150 x 150 x 65 mm,
12 x KTK 150 x 75 x 65 mm,
8 x KTK 75 x 75 x 65 mm



84328

Model 705
7 x MF 600 mm, 11 x TW 50 mm,
16 x TW 75 mm, 9 x TW 100 mm



84329

Model 706
5 x MF 600 mm, 15 x TW 75 mm,
4 x TW 100 mm, 3 x TW 200 mm



84330

Model 707
3 x MF 600 mm, 9 x TW 150 mm

Model	701	702	704	705	706	707
for front height mm	84325 ...	84326 ...	84327 ...	84328 ...	84329 ...	84330 ...
50		201		101	101	101
75				102	102	102
100 and 125			103	103	103	103
150 and 175						104
200						105
all front heights	201					

84340

Standard Tool Cabinets Series 100/1005



Type

Width: 1005 mm.

Application

Most common width, as part of tool room counters for central tool and material storage or as machine cabinet for local storage.

Standard finish:

Housing RAL 7035 light grey, side panel RAL 5012 light blue. Further finishes in RAL 3003, 3020, 5013, 5015, 9005 and 7040 without additional cost (not in stock).

Colour table see page 84.6

Note:

Housing and drawers for individual configurations see cat.-no. 84420 - 84428.

- ▶ **Cabinet external dimensions:** 1005 mm wide, 736 mm deep, 1019, 1319, or 1519 mm high.
- ▶ **Internal dimensions of the drawers:** 900 mm wide, 600 mm deep
- ▶ **Accessories:**
 - Cover plate cat.-no. 84370 103,
 - Flanged edge cat.-no. 84373 603,
 - Corrugated rubber covering cat.-no. 84376 103 and
 - pallet truck base plinth at extra charge. cat.-no. 84379 603

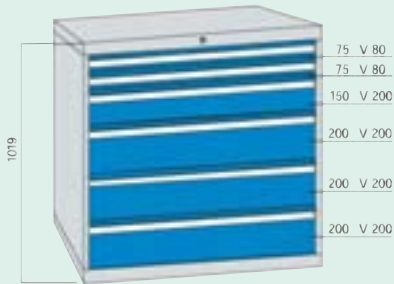
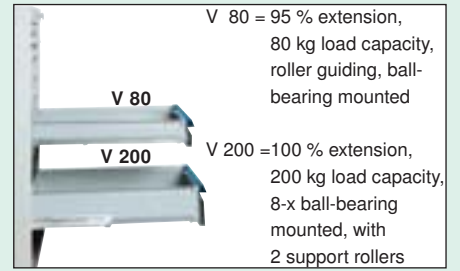


Slide easily and smoothly.
Load capacity 200 kg.

Note:
All load capacity specifications at equal distribution.

Drawers dimensions

▶ Front height	mm	50	75	100	125	150	175	200	300	400
▶ Useable height	mm	30	55	80	105	130	150	180	280	380
▶ Unit height	mm	30	55	80	80	130	130	180	180	80



6 drawers V 80/V 200
Type 1010/6

Standard tool cabinets of series 100 of most common drawer configurations:




7 drawers V 80/V 200
Type 1010/7



7 drawers V 80/V 200
Type 1010/7



8 drawers V 80/V 200
Type 1010/8



8 drawers V 80/V 200
Type 1010/8



9 drawers V 80
Type 1010/9



9 drawers V 80/V 200
Type 1010/9



10 drawers V 80/V 200
Type 1010/10



11 drawers V 80/V 200
Type 1013/11



12 drawers V 80/V 200
Type 1015/12

Type	number of drawers	RAL 7035/5012		RAL 7035/6011	
		84340	...	84340	...
1010/6	6 x V 80/200	501		601	
1010/7	7 x V 80/200	502		602	
1010/7	7 x V 80/200	503		603	
1010/8	8 x V 80/200	504		604	
1010/8	8 x V 80/200	505		605	

Type	number of drawers	RAL 7035/5012		RAL 7035/6011	
		84340	...	84340	...
1010/09	9 x V 80	506		606	
1010/9	9 x V 80/200	507		607	
1010/10	10 x V 80/200	508		608	
1013/11	11 x V 80/200	509		609	
1015/12	12 x V 80/200	510		610	


• Corner Cabinets • Accessories for tool cabinets • Machine cabinet for local storage

84345 - 84350 **Drawer Fitting Assortments Series 100**

Application
For cabinets, width 1005 mm.


Note:
Single drawer fittings see cat.-no. 84450 - 84476.

MP = tray plate,
Stw = tray divider,
KTK = compartment for small parts,
MF = compartment rail,
TW = compartment divider.



84345

Model 1001
1 x rubber covering 900 x 600 mm



84346

Model 1002
8 x MP with 4 trays, 40 x Stw. for 4 trays,
8 x MP with 3 trays, 30 x Stw. for 3 trays,
8 x MP with 2 trays, 20 x Stw. for 2 trays



84347

Model 1004
9 x KTK 150 x 150 x 65 mm,
18 x KTK 75 x 150 x 65 mm,
24 x KTK 75 x 75 x 65 mm



84348

Model 1005
8 x MF 600 mm, 30 x TW 100 mm



84349

Model 1006
6 x MF 600 mm, 8 x TW 75 mm, 8 x TW 150 mm



84350

Model 1007
5 x MF 600 mm, 15 x TW 150 mm

Model	1001	1002	1004	1005	1006	1007
for front height mm	84345 ...	84346 ...	84347 ...	84348 ...	84349 ...	84350 ...
50		201		101	101	101
75				102	102	102
100 and 125			103	103	103	103
150 and 175						104
200						105
all front heights	201					

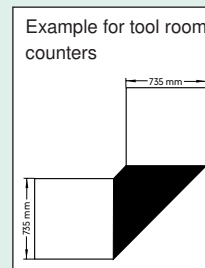
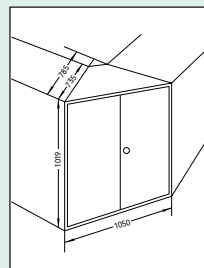
84360 **Corner Cabinets**



Type
With two doors, locked by rotating cylinder lock, used for rectangular tool room counters.

Standard finish:
Housing RAL 7035 light grey, doors RAL 5012 light blue.

Application
Suitable as filler piece or as additional effective area thanks to 2 individually adjustable storage shelves.



84360

Further finishes in RAL 3003, 3020, 5012, 5015, 9005 and 9005 without additional cost (not in stock).

	RAL 7035/5012	RAL 7035/6011
Dimensions H x W x D mm	84360 ...	84360 ...
1019 x 1050 x 735	501	601

► Accessories for tool cabinets

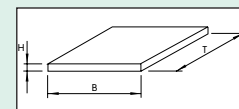


Series 50 / 70 / 100 (cat.-no. 84370 - 84379)

84370 **Cabinet Cover Panels**

Type
Made of melamine-resin-coated chipboard, 19 mm thick, light grey.

For tool cabinets series	H x W x D mm	84370 ...
50	19 x 555 x 736	101
70	19 x 705 x 736	102
100	19 x 1005 x 736	103
Corner cabinet	19 x 1100 x 736	105



84373

Flanged Edge

Type
Sheet steel edging on 3 sides, 25 mm, 1,5 mm thick, powder-coated.

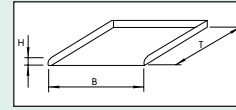
Finish:
RAL 7035 light grey, standard.

Further finishes see colour table page 84.6 without additional cost (not in stock).

For tool cabinets series	H x W x D mm	84373 ...
50	25 x 555 x 736	601
70	25 x 705 x 736	602
100	25 x 1005 x 736	603



84373



84376

Corrugated Rubber Covering

Type
3 mm thick, oil-resistant, to be used in conjunction with the flanged edge or separately. Colour: black.

For tool cabinets series	Width x Depth mm	84376 ...
50	550 x 730	101
70	700 x 730	102
100	1000 x 730	103



84376

84379

Pallet Truck Base Plinth



Type
Rugged, sturdy design, with 2 panels.

Finish:
RAL 9005 black, standard.

Note:
Only transport unloaded, max. cabinet height 1019 mm. Pallet truck base plinth available on request.

For tool cabinets series	H x W x D mm	84379 ...
50	100 x 555 x 736	601
70	100 x 705 x 736	602
100	100 x 1005 x 736	603



84379

84720

Machine cabinet for local storage



Type
Stable welded sheet steel housing made of quality fine sheet steel, variable configuration. 1,0 mm thick, stability provided by special stiffened parts. Centralised locking with drawer stop, only one drawer can be opened at any one time, drawers close flush with the housing. Strip handles with labelling strips.
With 7 drawers ball-bearing mounted, 100% extension by means of telescopic system. Load capacity per drawer 75 kg. Side walls with slots for individual configuration.
Internal drawer dimension: W x D 900 x 400 mm.

Standard finish:
Housing RAL 7035 light grey, drawers RAL 5012 light blue, powder-coated. Further finishes in RAL 3003, 5010 and 7016 without additional cost (not in stock).

Note:
Other front heights of drawers see cat. no. 84730.

with low depth (500 mm)

Dimensions H x W x D mm	RAL 7035/5012	...	RAL 7035/6011	...
	1019 x 980 x 500	84720	502	84720



84720

84728

Empty housing



Type
Similar to cat.-no. 84720, but without drawers. For customising with drawers cat.-no. 84730 with different front heights.

Standard finish:
RAL 7035 light grey, powder-coated. Further finishes in RAL 3003, 5010, 6011 and 7016 without additional cost (not in stock).

Note:
The sum of the front heights must be the same as the inbuild size of the housing (900 mm).

Dimensions H x W x D mm	housing Useable height mm	84728 ...
1019 x 980 x 500	900	602



84728

• Accessories for tool cabinets • Tool Cabinets with Sliding Doors • Cabinet housing

84730

Drawers for cat.-no. 84728




Type

Drawers made of sheet steel with ball-bearing mounted telescopic rails. The perforated base and the slotted side walls ensure individual configuration. Front panels of drawers in 5 different heights with plastics rails and marking strips. All drawers

exchangeable.
Internal drawer dimension: W x D 900 x 400 mm.
Standard finish:
RAL 5012 light blue, powder-coated. Further finishes in RAL 3003, 5010, 7016 and 7035 without additional cost (not in stock).

Note:
The sum of the front heights must be the same as the inbuilt size of the housing (900 mm).

Front height mm	Unit height mm	Useable height mm	Load capacity kg	RAL 5012		RAL 6011	
				84730	...	84730	...
100	51	55	75	506		606	
150	84	86	75	507		607	
200	125	128	75	508		608	
250	204	207	75	509		609	
300	204	282	75	511		611	



84732

Drawer fitting assortments for cat.-no. 84730



Type

Through plates made of sheet steel, powder-coated. Compartment dividers made of galvanised sheet steel.

Height 85 mm for front height 100 mm.


Height 135 mm for front height 150 mm.

Complete fitting per each drawer (see model).


Application

For machine cabinet for local storage series 1100 (cat.-no. 84720) and drawers series 1100 (cat.-no. 84730).

For front height mm	number of shelves	compartment rails pcs. x length x height	compartment dividers pcs. x length x height	84732	...
100	12	2 x 400 x 85	9 x 300 x 85	201	
100	16	3 x 400 x 85	6 x 250 x 85 and 6 x 200 x 85	202	
100	20	4 x 400 x 85	6 x 150 x 85 and 9 x 200 x 85	203	
150	12	2 x 400 x 135	9 x 300 x 135	204	
150	16	3 x 400 x 135	6 x 250 x 135 and 6 x 200 x 135	205	
150	20	4 x 400 x 135	6 x 150 x 135 and 9 x 200 x 135	206	



84732 203+206



84390

Tool Cabinets with Sliding Doors Series 140 (Empty)



Type

Empty housing, sturdy welded sheet steel, **double width of series 70 (1410 mm)**. For use as machine cabinet for local storage. This cabinet is characterised by the compact and space-saving design.

Inside fitting (2 x 900 mm height) and drawers, retractable shelves and storage shelves are similar to those of the tool cabinets of the series 70.

Inner dimensions: 2 storage compartments.

With 2 smooth-running sliding doors, double edged and reinforced, safety cylinder lock.

Standard finish:

Housing RAL 7035 light grey, sliding doors RAL 5012 light blue. Further finishes in RAL 3003, 3020, 5013, 5015, 9005 and 7040 without additional cost (not in stock).

Note:

Drawers of series 70, 84415 and 84418 but without drawer stop, can be inbuilt as well.

External dimensions H x W x D mm	useable housing height mm	RAL 7035/5012		RAL 7035/6011	
		84390	...	84390	...
1019 x 1410 x 790	2 x 900	501		601	



Example

84392 - 84394

Accessories for Tool Cabinet with Sliding Doors Series 140



84392

Retractable shelf

Roller ball bearing slides, complete with guiding rails. Unit height 80 mm, useable height 80 mm.

V 80 = approx. 95 % extension, 80 kg load capacity. Perforated base, side panels with slotted strips on 3 sides. Effective area 600 x 600 mm.

84393

Retractable shelf

Type

Similar to cat.-no. 84392, but **V 200 = 100% extension, 200 kg load capacity.**

84394

Storage shelf


Type

Sheet steel, height-adjustable in increments of 25:25 mm. Load capacity 100 kg. Effective area W x D 600 x 600 mm.

Standard finish: RAL 7035 light grey.

Further finishes in RAL 3003, 3020, 5012, 5013, 5015, 9005 and 7040 without additional cost (not in stock).

84392	...	84393	...	84394	...
101		101		101	





► Drawer shelving

As an recommended alternative and completion to tool cabinets.
4 heights from 1950 - 3000 mm for ideal usage of space. The shelving units with 2 unit widths 655 and 955 mm, with drawers and storage shelves in any number, can be sidewise extended as required.

Basic elements are the drawers, or steady storage shelves. The programme is completed by a wing door, rear and side panels and other accessories. Optional assembly of a rail sliding safety ladder allows easy access to higher positioned shelves.

Please contact us for price information.



84400

Cabinet Frames Series 50



Type

Cabinet frame made of quality fine sheet steel 1,0 mm thick, solid and precision design, special stiffened parts provide necessary stability. Cover made of sheet steel, **with centralised locking and drawer lock** (only one drawer can be opened at any one time), **but without drawers** and without slides, variable configuration of drawers with different front heights.

Standard finish:

RAL 7035 light grey.
Further finishes in RAL 3003, 3020, 5012, 5013, 5015, 6011, 9005 and 7040 without additional cost (not in stock).

Note:

The sum of the drawer front heights must be the same as the useable height of the housing.

84400



External dimensions H x W x D mm	useable housing height mm	84400	...
519 x 555 x 736	400	601	
819 x 555 x 736	700	602	
1019 x 555 x 736	900	603	

84405

Drawers Series 50 / V 80



Type

Roller ball bearing slides, complete with guiding rails
V 80 = approx. 95% extension, 80 kg load capacity. Perforated base, side panels equipped with slotted strips (increments 25 mm). Internal drawer dimension **Internal drawer dimension W x D 450 x 600 mm.**

Standard finish:

Drawer inside RAL 7035 light grey, front panel RAL 5012 light blue.
Further finishes of front panels in RAL 3003, 3020, 5013, 5015, 7035, 9005 and 7040 without additional cost (not in stock).

Note:

Drawers with 200 kg load capacity on request.

84405



Front height mm	Useable height mm	Unit height mm	RAL 5012		RAL 6011		Front height mm	Useable height mm	Unit height mm	RAL 5012		RAL 6011	
			84405	...	84405	...				84405	...	84405	...
50	30	30	501		601		150	130	130	505		605	
75	55	55	502		602		175	155	130	506		606	
100	80	80	503		603		200	180	180	507		607	
125	105	80	504		604								

• Cabinet housing • Drawers

84410

Cabinet Frames Series 70



Type

Cabinet frame made of quality fine sheet steel 1,0 mm thick, solid and precision design. Special reinforcements provide necessary stability. Cover made of sheet steel, **with centralised locking and drawer lock** (only one drawer can be opened at any one time), **but without drawers** and without slides, variable configuration of drawers with different front heights and load capacities.

Standard finish:

RAL 7035 light grey.

Further finishes in RAL 3003, 3020, 5012, 5013, 5015, 6011, 9005 and 7040 without additional cost (not in stock).

Note:

The sum of the drawer front heights must be the same as the useable height of the housing.

84410



External dimensions H x W x D	useable housing height	84410	...
mm	mm		
519 x 705 x 736	400		601
819 x 705 x 736	700		602
1019 x 705 x 736	900		603
1319 x 705 x 736	1200		604
1519 x 705 x 736	1400		605

84415

Drawers series 70 and 140 / V 80



Type

Roller ball bearing slides, complete with guiding rails **V 80 = approx. 95% extension, 80 kg load capacity**. Perforated base, side panels equipped with slotted strips (increments 25 mm), for individual configuration. **Internal drawer dimensions** W x T 600 x 600 mm.

Standard finish:

Drawer inside RAL 7035 light grey, front panel RAL 5012 light blue.

Further finishes of front panels in RAL 3003, 3020, 5013, 5015, 7035, 9005 and 7040 without additional cost (not in stock).

84415



Front height	Useable height	Unit height	RAL 5012		RAL 6011	
			84415	...	84415	...
mm	mm	mm				
50	30	30	501		601	
75	55	55	502		602	
100	80	80	503		603	
125	105	80	504		604	

Front height	Useable height	Unit height	RAL 5012		RAL 6011	
			84415	...	84415	...
mm	mm	mm				
150	130	130	505		605	
175	155	130	506		606	
200	180	180	507		607	

84418

Drawers Series 70 and 140 / V 200



Type

Reinforced roller ball bearing slides, complete with guiding rails **V 200 = 100% extension, 200 kg load capacity**, perforated base. Side panels equipped with slotted strips (increments 25 mm), for individual configuration. **Internal drawer dimensions** W x T 600 x 600 mm.

Standard finish:

Drawer inside RAL 7035 light grey, front panel RAL 5012 light blue.

Further finishes of the panels in RAL 3003, 3020, 5015, 7032, 7035 and 9005 without additional cost (not in stock).

84418



Front height	Useable height	Unit height	RAL 5012		RAL 6011	
			84418	...	84418	...
mm	mm	mm				
75	55	55	502		602	
100	80	80	503		603	
125	105	80	504		604	
150	130	130	505		605	

Front height	Useable height	Unit height	RAL 5012		RAL 6011	
			84418	...	84418	...
mm	mm	mm				
175	155	130	506		606	
200	180	180	507		607	
300	280	180	508		608	
400	380	80	510		610	

Workshop furnishings

Everything from one source.
We customize your workshop
using CAD technology.

Need some advice?

Contact us: betriebseinrichtung@hww.de

Hammel Hercules
Werkzeughandel



84420

Cabinet Frames Series 100



Type

Cabinet frame made of quality fine sheet steel 1,0 mm thick, solid and precision design. Special profile reinforcements for necessary stability, cover made of sheet steel, **with centralised locking and drawer lock**, (only one drawer can be opened at any one time), **but without drawers** and without slides, variable configuration of drawers with different front heights and load capacities.

Standard finish:

RAL 7035 light grey.

Further finishes in RAL 3003, 3020, 5012, 5013, 5015, 6011, 9005 and 7040 without additional cost (not in stock).

Note:

The sum of the drawer front heights must be the same as the useable height of the housing.

84420



External dimensions H x W x D	useable housing height	84420	...
mm	mm		
819 x 1005 x 736	700	600	
1019 x 1005 x 736	900	601	
1319 x 1005 x 736	1200	602	
1519 x 1005 x 736	1400	603	

84425

Drawers Series 100 / V 80



Type

Roller ball bearing slides, complete with guiding rails **V 80 = approx. 95% extension, 80 kg load capacity**. Perforated base. Side panels equipped with slotted strips (increments 25 mm), for individual configuration. **Internal drawer dimensions W x T 900 x 600 mm.**

Standard finish:

Drawer inside RAL 7035 light grey, front panel RAL 5012 light blue.

Further finishes of front panels in RAL 3003, 3020, 5013, 5015, 7035, 9005 and 7040 without additional cost (not in stock).

84425



Front height	Useable height	Unit height	RAL 5012		RAL 6011	
			84425	...	84425	...
mm	mm	mm				
50	30	30	501		601	
75	55	55	502		602	
100	80	80	503		603	
125	105	80	504		604	

Front height	Useable height	Unit height	RAL 5012		RAL 6011	
			84425	...	84425	...
mm	mm	mm				
150	130	130	505		605	
175	155	130	506		606	
200	180	180	507		607	

84428

Drawers Series 100 / V 200



Type

Reinforced roller ball bearing slides, complete with guiding rails **V 200 = approx. 100% extension, 200 kg load capacity**. Perforated base. Side panels equipped with slotted strips (increments 25 mm), for individual configuration. **Internal drawer dimensions W x T 900 x 600 mm.**

Standard finish:

Drawers inside RAL 7035 light grey, front panel RAL 5012 light blue.

Further finishes of front panels in RAL 3003, 3020, 5013, 5015, 7035, 9005 and 7040 without additional cost (not in stock).

84428



Front	Useable	Unit	RAL 5012		RAL 6011	
			84428	...	84428	...
mm	mm	mm				
75	55	55	502		602	
100	80	80	503		603	
125	105	80	504		604	
150	130	130	505		605	

Front	Useable	Unit	RAL 5012		RAL 6011	
			84428	...	84428	...
mm	mm	mm				
175	155	130	506		606	
200	180	180	507		607	
300	280	180	508		608	
400	380	80	510		610	

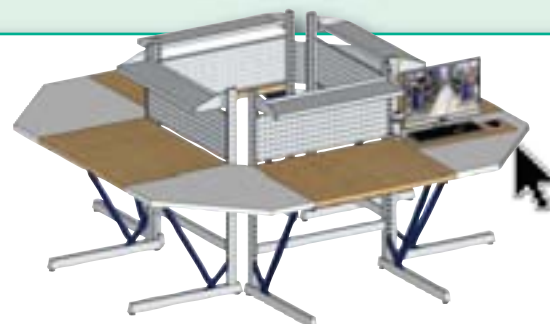
Workshop furnishings

Everything from one source.
We customize your workshop
using CAD technology.

Need some advice?

Contact us: betriebseinrichtung@hhw.de

Hommel Hercules
Werkzeughandel



• Drawer fittings



► Drawer fittings

Series 50 / 70 / 100 / 140 (cat.-no. 84450 - 84478)

84450

Compartment Rails

Type

Sheet steel, equipped with slotted strips on both sides. Grid spacing 25 mm.

Standard finish:

RAL 7035 light grey, powder-coated.

Application

For drawers of series 50/70/100/140.

Note:

For reasons of stability, the compartment rails can be screwed to drawer base (see cat.-no. 84455 - 84456).

84450



For front height mm	for drawer height mm	Length mm	84450 ...
50	30	596	601
75	55	596	602
100/125	80	596	603
150/175	130	596	604
200	180	596	605

84453

Compartment Dividers

Type

Made of galvanised sheet steel, for inserting into compartment rails. Pack = 5 pcs.

84453



For front height mm	for drawer height mm	Length mm	84453 ...
50	30	50	111
50	30	75	112
50	30	100	113
50	30	150	114
75	50	50	211
75	50	75	212
75	50	100	213
75	50	150	214
75	50	200	215
100/125	75	50	311
100/125	75	75	312
100/125	75	100	313
100/125	75	150	314

For front height mm	for drawer height mm	Length mm	84453 ...
100/125	75	200	315
100/125	80	225	316
100/125	75	300	318
150/175	125	100	411
150/175	125	150	412
150/175	125	200	413
150/175	130	225	414
150/175	125	300	416
200	175	100	511
200	175	150	512
200	175	200	513
200	180	225	514
200	175	300	516

84454

Labelling Tabs


Type

Made of spring steel with labelling slips and cellophane covers. Pack = 50 pcs.

Application

For the attachment to compartment dividers.

84454



height x Width mm	84454 ...
14,5 x 50	101

84455 - 84456

Fasteners

Type

Pack = 100 pcs.

84456

Threaded studs

M 3 x 6, as flat head screw. Suitable for all fittings.

84455

84456

84455

Hexagon nuts

M 3 with rotating locking device.

Hexagon nuts	Threaded stud
84455 ...	84456 ...
101	101



84457

Tray Plates

Type

Basic dimension 150 x 150 x 30 mm, made of red impact-proof polystyrene, **connectable**, slotted strips 14:14 mm, for mounting trough dividers cat.-no. 84459.


Application

For storing fragile items up to Ø 70 mm, e.g. cutting tools.

Note:

Number of tray plates per drawer for series 50 = 3 packs, series 70 = 4 packs, series 100 = 6 packs, The tray plates are mounted in length and cross direction.

Number of trays	tray width mm	pack = pcs.	84457 ...
2	70	4	101
3	46	4	102
4	34	4	103



84458

Compensators

Type

U-shaped rails, lacquered.

Application

For front and sidewise compensation when using tray plates in the drawers.

For tool cabinets series	pack = pcs.	84458 ...
50	1	101
70	2	102
100	2	103



84459

Tray Dividers

Type

Made of red impact-proof polystyrene **with labelling tab**.

Application

For division of trough plates cat.-no. 84457.

for tray width mm	Pack = pcs.	84459 ...
70	10	101
46	20	102
34	25	103



84462

Compartments for Small Parts

Type

Made of red impact-proof plastics, polystyrene. Unit height 28 mm.

Note:

Useable for drawers with a front height of min. 50mm.

Compartment size mm	Pack = pcs.	84462 ...
150 x 150	4	301
150 x 75	8	302
75 x 75	16	303



84465

Compartments for Small Parts


Type

Made of red impact-proof plastics, polystyrene. Unit height 65 mm.

Note:

Useable for drawers with a front height starting at 100 mm.

Compartment size mm	Pack = pcs.	84465 ...
150 x 150	4	101
150 x 75	8	102
75 x 75	16	103



• Drawer fittings • Computer cabinets

84468

Tool holder and holding pins

84468 201
Type

Made of red plastics, polystyrene.

Application



For tools with different Ø. Can be mounted on pins.

84468 202
Holding pins
Type

With screw M 3.

Application

For tool holder.


84468 201

84468 202


Size mm	84468	...
38 x 15 x 4	201	
10 x 6 x 6	202	

84471

Spindle Sleeves

Type
Height 26 mm. Made of red plastics, with embedded screw and nut M 3. The sleeves can be screwed onto each other.

84471


Ø mm	pack = pcs.	84471	...
12	10	101	
15	10	102	
20	10	103	


Ø mm	pack = pcs.	84471	...
25	5	104	
30	5	105	
39	5	106	

84474

Holding pins

Type

Made of red plastics, conical shape, with embedded M 3 screw.

84474


size H x L mm	84474	...
36 x 16	201	

84476

Threaded Studs

Type

Made of steel, cadmium-plated.

Application

For for storing tool tags.

84476


Size L x Ø mm	pack = pcs.	84476	...
29 x 2,5	20	101	

84478

Spare Rail Covers

Type

Aluminium. With transparent cover and white paper strips.

Application

For standard tool cabinets series 50/70/100.

Note:
Starting at the construction year 2000.
84478


For series	84478	...
50	101	
70	102	
100	103	



84560

Computer Cabinets (Empty)



Type

Housing made of complete welded sheet steel, made of 1 mm sheet steel, lower section with 2 wing doors and air vents, **optional for tower or desktop models**, with 1 shelf adjustable in height, upper section 1 swing door with 1 acrylic window for monitor protection (17 up to 19 inch). One centre position drawer with safety device and **foldable front strip handle**, telescope rail, 35 kg capacity, **laterally retractable, 1 mouse rest**, with plastic strip handle, 3 locks, ea. with 2 keys, family locks, 3 major power socket, 6 built-in power sockets in large cable channel, on/off-switch, built-in cooling fan with ventilation filter. Electric protection rating: Dust and splash-proof in compliance with IP 41.

Dimension: H x W x D 1720 x 720 x 600 mm.

Standard finish:

Housing RAL 7035 light grey, fronts RAL 5012 light blue, powder-coated.

Further finishes in RAL 3003, 5010, 5015 and 7016 without additional cost (not in stock).

Optional available with:

- mobile set consists of 2 steering wheels and support rollers, steering wheels with brake or
- with pallet truck base plinth. The base plinth is foldable and provides transport facility by a pallet truck.



Pallet Truck Base Plinth

84560 503



Diagram shows version for tower model and with mobile set.

	RAL 7035/5012		RAL 7035/6011	
Type	84560	...	84560	...
PC cabinet Desktop with mobile set	501		601	
PC cabinet Desktop with pallet truck base plinth	502		602	
PC cabinet Tower with mobile set	503		603	
PC cabinet Tower with pallet truck base plinth	504		604	

84565

PC Workplace Combinations



Type

Working table with beechwood Multiplex top (dimensions 1000 x 520 x 40 mm). Back wall (dimensions 988 x 494 mm), with square holes 10 x 10 mm, distance from centre of hole to centre of hole 38 mm (for individual configuration with HHW accessories see cat.-no. 82480). 3 areas for monitor, keyboard and PC. Upper swing door with plastic window (acrylic glass) for protection of the monitor. Keyboard shelf with **foldable front strip handle**, ball-bearing mounted, capacity 35 kg, **mouse shelf** on the side. Lower cabinet with

2 swing doors with turning switch, **either for tower-PC's (with partition) or for desktop-PC's (with adjustable shelf)**. Doors and drawer with cylinder lock. Air vents, 1 major power socket, 6 earthed power sockets, fine-wire fuse 6A, on/off-switch, cooling fan with filter. Dust and splash-proof in compliance with IP 41. Base plinth (height 158 mm), foldable for pallet truck use.

Finish:

Housing RAL 7035 light grey, door RAL 5012 light blue.

84565



H x W x D mm	type	84565	...
1713 x 1718 x 600	PC workplace for Desktop	601	
1713 x 1718 x 600	PC workplace for Tower	602	

84570

Computer Cabinets (Empty)



Type

Cabinet housing made of sheet steel, powder-coated. Back wall with air vents and fan. Lockable door, with acrylic glass window in the top part (H x W 320 x 420 mm), below that spot-welded keyboard drawer in ergonomic height incl. of lid and mouse drawer. 3 adjustable shelves inside.

Application

For a safe and secure flat-screen workplace in the workshop.

84570 101

Type

Fixed. With projecting base 750 mm. With cover made of corrugated sheet steel.

84570 102

Type

Mobile. With projecting base 750 mm. With cover made of corrugated sheet steel. Base with 4 steering wheels, 2 of which with stop lock. Roller Ø 75 mm.

84570 101

84570 102



Dimensions H x W x D mm	number of shelves	number of wheels	84570	...
1750 x 550 x 420	3	-	101	
1850 x 550 x 420	3	4	102	

• Tool cabinets • Workplace tool cabinets

84601 - 84624

Universal Tool Cabinets Series 2000 (Empty)



Type

Stable design, high-quality sheet steel, meticulous workmanship. Shelves galvanised and adjustable in height. **50 kg load capacity.** Drawers with mounted handles, **load capacity 25 kg.** The wing doors can be locked with a safety lock, 2 key ea. included.

Standard finish:

Housing RAL 7035 light grey, doors RAL 5012 light blue.

84601

H x W x D: 1000 x 500 x 500 mm.
With 1 drawer and 2 shelves adjustable in height.

84606

H x W x D: 1000 x 500 x 500 mm.
With 3 drawers and 1 shelf adjustable in height.

84611

H x W x D: 1000 x 1000 x 500 mm.
With middle divider, 2 drawers and 4 shelves adjustable in height.

84614

H x W x D: 1000 x 1000 x 500 mm.
With middle divider, 6 drawers and 2 shelves adjustable in height.

84619

H x W x D: 1000 x 1000 x 500 mm.
With middle divider, 9 drawers and 2 shelves adjustable in height.

84621

H x W x D: 1000 x 1000 x 500 mm.
With 2 drawers and 2 shelves adjustable in height.

84624

With writing desktop
H x W x D: 1270 x 500 x 500 mm.
Cabinet with 1 drawer and 2 shelves adjustable in height. Writing desktop with lockable door.



84601



84606



84611



84614



84619



84621



84624

Finish	84601	...	84606	...	84611	...	84614	...	84619	...	84621	...	84624	...
RAL 7035/5012	501		501		501		501		501		501		501	
RAL 7035/6011	601		601		601		601		601		601		601	

84631

Accessories for cat.-no. 84601 - 84624

Application

For multi-purpose tool cabinets cat.-no. 84601 - 84624.

Type	84631	...
Drawer fitting assortments (empty)	101	
Corrugated rubber covering 500 x 500 mm	105	
Corrugated rubber covering 1000 x 500 mm	106	



84631 101



84670

Workplace Tool Cabinets (Empty)

Type

Shock and scratch-proof plastic coating. Housing RAL 7035 light grey, doors and drawers RAL 5012 light blue. Double-walled reinforced doors, opening angle über 180°. Drawers with roller guiding. Double-walled side panel. Stamped drawer floor. Galvanised shelves. Security cylinder lock.

Application

Due to their attractive modern design, these cabinets can be used everywhere. Not only in warehouses and workshops, but also in offices or doctor's offices, or as counters in show rooms. Thanks to common dimensions, the cabinets can be extended and customised at will.

Note:

Fig. with corrugated rubber covering as an option (cat.-no. 84672).

84670 601



84670 620



84670 603-604



84670 605



84670 610



External dimensions H x W x D mm	Inside of door perforated panel	Inside of door slotted panel	With shelves	With drawers	With safe box	84670 ...
1000 x 500 x 500	x	-	2	1	-	601
1000 x 500 x 500	-	x	1	1	-	602
1000 x 500 x 500	x	-	1	3	-	603
1000 x 500 x 500	-	x	1	3	-	604
1000 x 500 x 500	-	-	-	9	-	605
1000 x 1000 x 500	x	x	2	2	-	610
1950 x 1000 x 500	-	-	4	15	1	620

84672

Accessories for workplace tool cabinets cat.-no. 84670

84672 101



84672 102-103



84672 104



84672 105



	Length x Width mm	84672 ...
Desktop RAL 7035/5012	500 x 500	101
Corrugated rubber covering, black	500 x 500	102
Corrugated rubber covering, black	1000 x 500	103

	Length x Width mm	84672 ...
Drawer fittings, thin sheet metal	-	104
Mobile frame RAL 7035	500 x 500	105

• Drawer Cabinets • Sliding door cabinets

84752 - 84755

Drawer Cabinets (Empty)



Type

Made of high-quality sheet steel, centralised locking with drawer lock, smooth running drawers. Ball-bearing mounted drawers with 80 % extension, loading per drawer 35 kg. Drawer rails can be marked over the whole width.

Standard finish:

RAL 7035 light grey/ RAL 5012 light blue, powder-coated.

Internal drawer dimension:

W x D 440 x 430 mm, height 90/190/290 mm.



84752



84755

Dimensions H x W x D mm	drawers number of x drawer height mm	84752	...	84755	...
900 x 1000 x 500	12 x 100 / 2 x 200	601			
1800 x 1000 x 500	14 x 100 / 4 x 200 / 4 x 300			601	

84835 - 84842

Sliding door cabinets with shelves



84835 - 84839

Type

Sturdy sheet steel design with sheet metal doors or doors with windows. Reinforced doors with recessed grip, safely guided in the upper guide rail, with crush guard, resting on buffers, centralised locking with turn-and-push cylinder lock (incl. of 2 keys). Galvanised shelves included, height-adjustable in increments of 17 mm. Load capacity per shelf 80 kg at equal distribution.

Finish:

Housing RAL 7035 light grey, doors RAL 5012 light blue. Further colours available on request.

Note:

Additional shelves see cat.-no. 84842.

84842

Shelves

Type

Galvanised, 4 shelf supports included. Load capacity per shelf 80 kg at equal distribution.

Application

For sliding door cabinets cat.-no. 84835 and 84839.



84835 601-603



84839 601-603



84835 604-606



84839 604-606



84842 101-102



H x W x D mm	compartment divider	number of shelves	Total load kg	for cabinet width mm	Sheet metal doors		Doors with windows		shelves	
					84835	...	84839	...	84842	...
1000 x 1000 x 500	-	2	400	-	601		601			
1000 x 1500 x 500	x	4	600	-	602		602			
1000 x 2000 x 500	x	4	600	-	603		603			
1950 x 1000 x 500	-	4	400	-	604		604			
1950 x 1500 x 500	x	8	600	-	605		605			
1950 x 2000 x 500	x	8	600	-	606		606			
30 x 982 x 403	-	1	80	1000 + 2000						101
30 x 732 x 403	-	1	80	1500						102



84837 - 84845

Sliding door cabinets with accessories (as an option)

NEW



84837

Type

Sturdy sheet steel design. Reinforced doors with recessed grip, safely guided in the upper guide rail, with crush guard, resting on buffers, centralised locking with turn-and-push cylinder lock (incl. of 2 keys).

Finish:

Housing RAL 7035 light grey, doors RAL 5012 light blue. Further colours available on request.

Note:

Suitable accessories see cat.-no. 84845.



84837 601-602

Example



Example

Empty housing H x W x D mm	compartment divider	Total load kg	84837	...
1000 x 1000 x 600	x	600	601	
1000 x 2000 x 600	x	600	602	
1950 x 1000 x 600	x	600	603	
1950 x 2000 x 600	x	600	604	

84845 101-206

Accessories

Application

For sliding door cabinets cat.-no. 84837.

84845 101+201

Shelf galvanised

Type

30 mm thick, 4 shelf supports included. Load capacity per shelf 80 kg at equal distribution. Adjustable in height, increments 17 mm.

84845 102+202

Shelf powdered

Type

30 mm thick, 4 shelf supports included. Load capacity per shelf 80 kg at equal distribution. Adjustable in height, increments 17 mm.

84845 103+203

Tray powdered

Type

Height 35 mm, 100% extension. Adjustable in height, increments 17 mm.

84845 104+204

Drawer powdered

Type

Height 75 mm, 100% extension. Adjustable in height, increments 17 mm.

84845 105+205

Corrugated rubber mat

Type

3 mm thick, black, included.

84845 106+206

Counter top

Type

16 mm thick, grey, melamine-resin coated, assembled.



84845 101+201

84845 102+202



84845 105+205



84845 103+203



84845 104+204



84845 106+206

Accessory	For width 1000 mm		for width 2000 mm	
	84845	...	84845	...
Shelf galvanised	101	201		
Shelf powdered	102	202		
Tray	103	203		
Drawer	104	204		
Corrugated rubber mat	105	205		
Counter top	106	206		



▣ S. 85.4

▣ S. 84.24

▣ S. 83.4

S. 85.10 ▣

Hommel Hercules
Werkzeughandel



Workshop furnishings

Everything from one source.
We customize your workshop
using CAD technology.

Need some advice?

Contact us: betriebseinrichtung@hww.de